



	REPORT No.: 2019-10
MEETING DATE: FEBRUARY 21, 2019	DATE PREPARED: JANUARY 16, 2019
SUBJECT: 2019 COMMUNITY SOCIAL REINVESTMENT PROGRAM	

RECOMMENDATION

THAT with respect to Report No. 2019-10 (Client Services Division), we, The District of Thunder Bay Social Services Administration Board (the Board), approve the allocations under the Community Social Reinvestment Program for 2019 identified in Attachment 1;

AND THAT the Board authorizes the Chair and the Chief Administrative Officer to execute any required agreements with the service providers as identified in Attachment 1;

AND THAT any necessary By-law be presented to the Board for consideration.

REPORT SUMMARY

To provide the Board with recommended allocations under the Community Social Reinvestment Program (CSRP) for 2019.

BACKGROUND

In November 2011 the Board approved a revised process for allocating funds under CSRP as contained in Report No. 2011-41 (Community Social Reinvestment Program Criteria). Organizations submit proposals for funding to TBDSSAB through an application process and are evaluated according to eligibility criteria and funding priorities approved by the Board.

CSRP is not defined as a mandated program under the DSSAB Act. Through Report No. 2016-29 (Community Social Reinvestment Program – Continuation of the Program for 2018), the Board approved the continuation of CSRP, levying member municipalities up to the 2016 OMPF eligible amount (adjusted annually for inflation), and directed Administration to seek double majority consent from member municipalities to levy additional funds, bringing the total CSRP budget up to the historical funding level of \$655,400 (also adjusted annually for inflation).

Subsequent to Report No. 2016-29, the Province undertook a comprehensive review of the DSSAB Act. Before seeking double majority consent for future CSRP funding levels, Administration is awaiting the results of the DSSAB Act review, looking for guidance from the Province on whether or not DSSABs can provide non-mandated services; even where double majority consent has been provided by its member municipalities.

The 2019 CSRP Budget of \$562,300 is \$27,600 less than the prior year (\$589,900). In 2018, the CSRP Reserve Fund, which had been used to reduce the net cost to Municipalities and TWOMO, was completely depleted. Therefore, the 2019 CSRP Budget has been reduced to maintain the Municipal share in accordance with Report No. 2016-29.

The deadline for submissions of applications, for the 2018 CSRP process, was September 30, 2017. The call for proposals was announced via media release, advertised on the TBDSSAB website and social media channels, distributed widely via e-mail to community stakeholders, and applications were sent directly to prior recipients of CSRP.

COMMENTS

2019 ALLOCATION PROCESS

There were 47 applications for funding received from a variety of community service agencies. The requests totaled \$962,666. The applications were reviewed by an administrative group comprised of representatives from Client Services, Corporate Services and Housing Services. Each application was screened for completeness, and vetted to ensure the application met the established criteria.

Based on the information provided by applicants, the following system was used to categorize the request:

- A: application requests for 100% Programming dollars
- B: application requests for more than 50% Programming
- C: application requests for more than 50% Administration dollars
- D: application requests for 100% Administration dollars

- Programming is defined as funds requested for supplies used directly by the participants (children) in the program.
- Administration requests are defined as salaries and operational costs.

Of the 47 applications, 42 are recommended for approval. The proposals recommended are listed in Attachment #1. As the amount of requests exceeded the available funding, Administration is recommending funding requests at 2018 approval amounts less an equal percentage (5.59% across all requests).

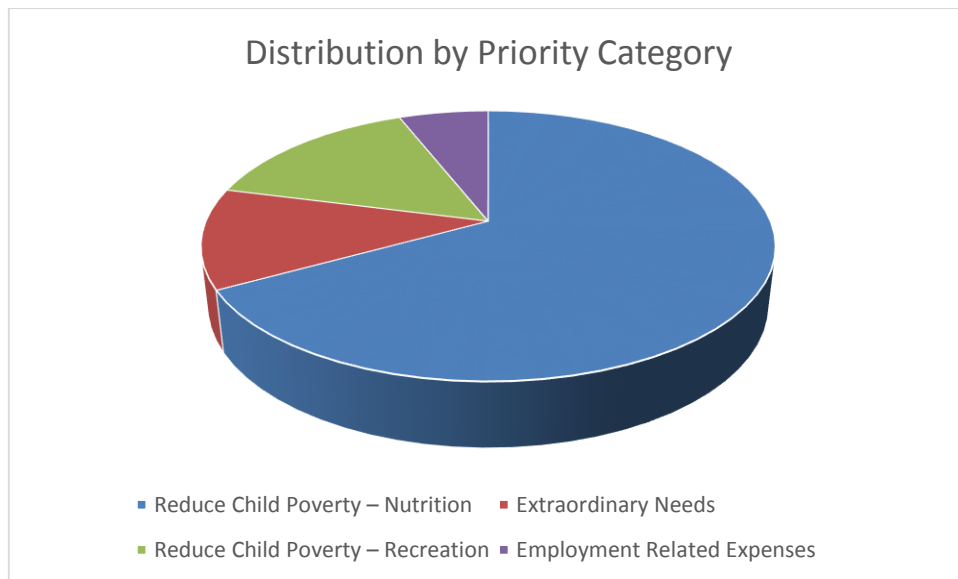
There were 4 new proposals this year that matched the Board approved criteria, however, due to the reduced funding available for 2019, it is recommended that no new programs be supported. These proposals are listed in Attachment #2

As well, Administration is not recommending approval of one of the applications. This request was for a new program that does not match the Board approved criteria. This proposal is listed in Attachment #2.

TBDSSAB previously approved four priorities to target funding under CSRP. The recommended applications fall into the four priorities as illustrated in Table 1:

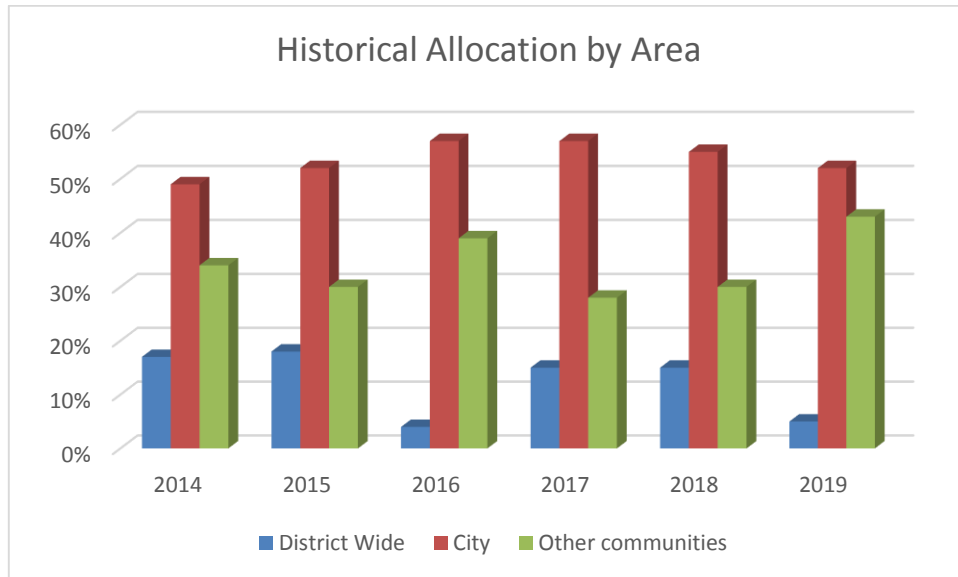
Table 1-Distribution by Priority Category

Reduce Child Poverty – Nutrition	67%
Extraordinary Needs	12%
Reduce Child Poverty – Recreation	15%
Employment Related Expenses	6%



GEOGRAPHIC DISTRIBUTION OF CSRP RECOMMENDATIONS

CSRP is available to support children throughout the District of Thunder Bay. The following outlines the distribution of programming throughout the District for the past six years:



FINANCIAL IMPLICATIONS

Member municipalities will be levied for the total CSRP allocation of \$562,300 for 2019.



CONCLUSION

It is concluded that the recommended investments in these valuable community programs and services meet the objectives and priorities of CSRP.

REFERENCE MATERIALS ATTACHED

Attachment #1: [CSRP Approval Recommendations](#)

Attachment #2: [CSRP Denial Recommendations](#)

PREPARED BY:	Jennifer Lible, Manager – Client Services Division The District of Thunder Bay Social Services Administration Board
APPROVED / SIGNATURE:	 William (Bill) Bradica, Acting Director – Client Services Division The District of Thunder Bay Social Services Administration Board
SUBMITTED / SIGNATURE:	 William (Bill) Bradica, Chief Administrative Officer The District of Thunder Bay Social Services Administration Board

The District of Thunder Bay Social Services Administration Board
Community Social Reinvestment Program
2019 Recommended Allocations

Main Request Priority	Request Category	Organization Name	Description	Service Area	Amount Requested 2019 (\$)	Amount Approved 2018 (\$)	Amount Recommended for Approval 2019 (\$)
Reduce Child Poverty - Nutrition	A	Armstrong Public School	Breakfast / Lunch / Snack Program	Armstrong	6,000	6,750	5,445
Reduce Child Poverty - Nutrition	A	BA Parker Public School	Healthy snack and breakfast daily as well as supplement breakfast	Geraldton	10,000	6,750	6,350
Reduce Child Poverty - Nutrition	A	Beardmore Public School	To deliver nutritious breakfast or healthy lunch type snacks 5 days per week	Jellicoe, Beardmore	5,000	6,750	4,705
Employment Related Expenses	B	Blucher, Picton, & Windsor Community Action Group	Support the operational costs of the centre including insurance, telephone, internet, program and office supplies	Thunder Bay - Blucher, Picton and Windsor neighbourhoods	26,595	6,750	6,350
Reduce Child Poverty - Nutrition	C	Boys and Girls Clubs of Thunder Bay - Vale Unit	Provide an Afterschool and Evening Program in the Vale, Limbrick area	Thunder Bay - Vale, Limbrick area	25,000		13,410
Reduce Child Poverty - Nutrition	C	Boys and Girls Clubs of Thunder Bay - Windsor Unit	Child Nutrition Program (breakfast Club) Afterschool Program	Thunder Bay - Blucher, Picton and Windsor area	40,000	14,250	13,410
Reduce Child Poverty - Nutrition	A	Brass Bell Family Resource Centre	Happy Appily program - fresh fruit daily	Dorion, Hurkett, Red Rock, Nipigon, Schreiber, Terrace Bay and Manitowadge	12,000	12,000	11,290
Reduce Child Poverty - Nutrition	C	Brass Bell Family Resource Centre	Good Food Box program	Dorion, Hurkett, Red Rock, Nipigon	3,600	4,500	3,390
Reduce Child Poverty - Nutrition	A	Canadian Red Cross	Student nutrition program	District of Thunder Bay	20,000	17,250	16,260
Reduce Child Poverty - Recreation	B	Community Arts and Heritage Education Project	Art to the Streets Program	Thunder Bay and surrounding communities	6,955	5,250	4,940
Reduce Child Poverty - Recreation	B	Community Arts and Heritage Education Project	Rural Arts Program	Thunder Bay and surrounding communities	7,135	5,750	5,410
Extraordinary Needs	C	Community Clothing Assistance	Homeless Program	Thunder Bay and surrounding communities	13,750	8,750	8,235
Employment Related Expenses	C	Community Clothing Assistance	HOW 'Hands On Work' Experience	Thunder Bay and surrounding communities	15,400	6,750	6,250
Extraordinary Needs	B	Community Clothing Assistance	Children's Undercover Program - Underwear and socks for kids	Thunder Bay and surrounding communities	17,700	5,750	5,410
Extraordinary Needs	D	Evergreen: A United Neighbourhood	Programming daily programming for area youth	Thunder Bay - Simpson, Ogden area	30,000	29,750	27,995
Reduce Child Poverty - Nutrition	A	George O'Neill Public School	Breakfast Program for school and 1 to 2 days for the Early Years Centre and Day Care	Nipigon, Red Rock	3,000	2,500	2,350
Reduce Child Poverty - Nutrition	A	Greenstone Harvest Centre	Monthly food hampers, enhancements to December hampers	Greenstone	4,000	4,000	3,754
Reduce Child Poverty - Nutrition	A	Lake Superior High School Breakfast Club	To provide healthy snacks five days a week to any and all students as a compliment to the Breakfast Club's hot breakfast on Wednesday	Terrace Bay, Schreiber, Rosspoint	13,500	7,750	7,290
Extraordinary Needs	B	Lakehead Social Planning Council (LSPC)	Phones for Families	District of Thunder Bay	5,000	5,000	4,705
Reduce Child Poverty - Nutrition	A	Marathon Community Collective	Food and/or gift cards for the food bank	Marathon	8,000	7,750	7,295
Reduce Child Poverty - Nutrition	A	Marathon High School	To provide healthy food to our students at lunch time	Marathon	12,800	15,250	12,045
Reduce Child Poverty - Nutrition	A	Marjorie Mills Public School	to provide breakfast and snack items for our students 5x's per week	Longlac	5,000	5,000	4,705
Reduce Child Poverty - Nutrition	A	Mary Berglund Community Health Centre	Food bank, food hampers, healthy snacks for school, field trips and school readiness programs	English River, Dinorwic and Savant Lake	10,000	10,000	9,410
Reduce Child Poverty - Nutrition	A	Nipigon-Red Rock District High School	Provide daily breakfast, consumable products and bi-monthly free lunches for all students and emergency groceries for students in need	Red Rock, Nipigon, Dorion, Hurkett, Pearl	6,000	5,250	4,940
Reduce Child Poverty - Nutrition	A	North Shore Harvest Cupboard	Food vouchers for fresh or frozen meat/fish and fresh fruit and vegetables	Schreiber, Terrace Bay	21,600	18,750	17,645
Reduce Child Poverty - Nutrition	C	Northwestern Ontario Women's Centre	Good Food Box program	Thunder Bay and surrounding areas	25,000	24,750	23,290
Reduce Child Poverty - Nutrition	B	Our Kids Count Thunder Bay, Inc.	Community Kitchen Program, Food Cupboard, Food/Nutrition Workshops	Thunder Bay	57,143	23,250	21,880
Reduce Child Poverty - Recreation	C	Red Rock, Township of	Summer recreation programming for children and youth - target age 4 - 12	Red Rock, Dorion, Nipigon, Schreiber, Terrace Bay, Marathon, Manitowadge, Shuniah, Thunder Bay	12,000	10,750	10,115
Reduce Child Poverty - Nutrition	B	Regional Food Distribution Association of Northwestern Ontario	Food Security: a) baby food and support products for small children and special needs b) perishable food to support families c) transportation & distribution support acquire & distribute to members	Northwestern Ontario	90,000	70,750	66,575
Employment Related Expenses	C	Roots to Harvest	Employment for marginalized Youth and Adults aged 18-30 who face barriers to employment	Thunder Bay and surrounding areas	33,728	14,250	13,410
Reduce Child Poverty - Nutrition	A	Rural Cupboard Food Bank	Provide food and other necessities to rural residents in need, including diapers, formula, school lunch items and 1 weeks food per month	Shuniah, Oliver Paipoonge, Conmee, O'Connor, Gillies and Neebing, Pass Lake, Upsala, Raith, Unincorporated areas throughout the area	35,000	30,250	28,465
Reduce Child Poverty - Nutrition	A	Shelter House Thunder Bay	Food Service Program	Thunder Bay	30,000	13,250	12,470
Extraordinary Needs	A	Shkoday Abinojiiwak Obimiwedoan - Biwaase'aa Program	In-School, After-School and Nutritional components of the Biwaase'aa Program which is culturally-designed program delivered and coordinated by Youth Outreach Workers	Thunder Bay	78,000	59,250	55,755
Employment Related Expenses	B	St. John's Ambulance	training for youth, employment	Thunder Bay and Northwestern Ontario	5,000		2,635
Reduce Child Poverty - Recreation	A	TBDSSAB	recreation programs	District of Thunder Bay		7,117	7,181
Reduce Child Poverty - Nutrition	B	The Gathering Place	Food Security Program and Drop-In program	Thunder Bay and surrounding areas	11,083	8,750	8,235
Reduce Child Poverty - Nutrition	D	The Governing Council of the Salvation Army in Canada	Food Bank	Thunder Bay and surrounding areas	26,983	17,733	16,685
Reduce Child Poverty - Nutrition	C	The Governing Council of the Salvation Army in Canada	Breakfast Program - St. James school - Red Cap Program	Thunder Bay and surrounding areas	36,000	31,750	29,875
Reduce Child Poverty - Nutrition	D	The Governing Council of the Salvation Army in Canada	Soup Van	Thunder Bay and surrounding areas	25,000	6,750	6,350
Reduce Child Poverty - Nutrition	A	Thunder Bay Indigenous Friendship Centre	Nutritional, recreational and culturally relevant programming	Thunder Bay, Justice programs in Armstrong and Nipigon	15,000	10,750	10,115
Reduce Child Poverty - Recreation	A	Thunder Bay, The Corporation of the City of	PRO Kids	Thunder Bay, Shuniah, Oliver Paipoonge, Conmee, O'Connor, Gillies and Neebing	35,000	34,250	32,230
Reduce Child Poverty - Nutrition	A	Thunderbird Friendship Centre	Healthy snacks 5 days / week for students at St Joseph's School	Greenstone	4,300	4,300	4,045

\$ 847,271 \$ 562,300

The District of Thunder Bay Social Services Administration Board
Community Social Reinvestment Program
2019 Denied Allocations

Organization Name	Program Being Funded	Service Area	Request in 2019 (\$)	Reason for Recommendation
New Directions Speakers School	Adult Employment Training	Thunder Bay	\$ 10,200	Does not meet Board approved criteria
St. Thomas Anglican Church Family Giving Centre	Family Giving Centre	Thunder Bay	\$ 12,500	new proposal
Terrace Bay Public School	Student nutrition program	Terrace Bay	\$ 10,000	new proposal
Schreiber Public School	Student nutrition program	Schreiber	\$ 3,000	new proposal
Communities Together for Children	Rental for Play Space	District of Thunder Bay	\$ 79,695	new proposal